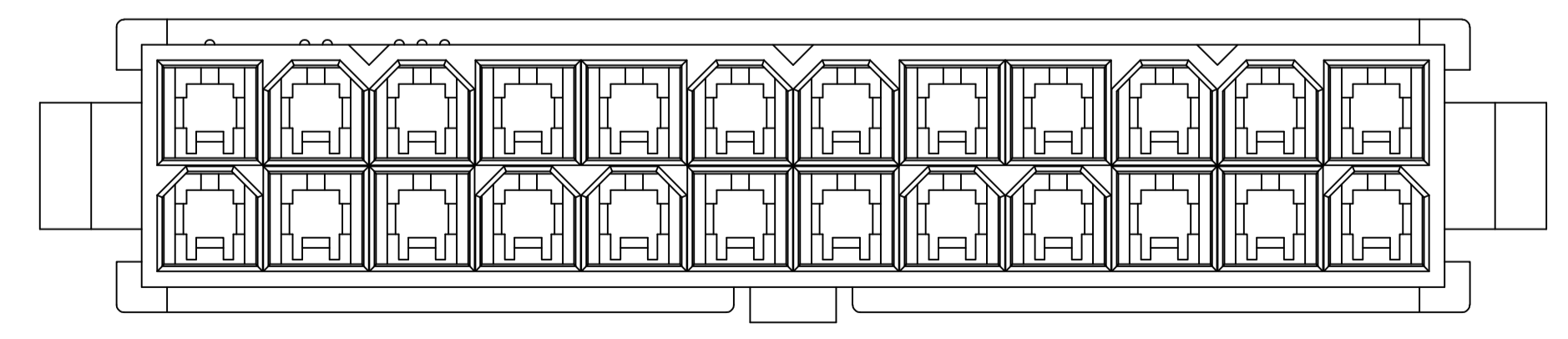
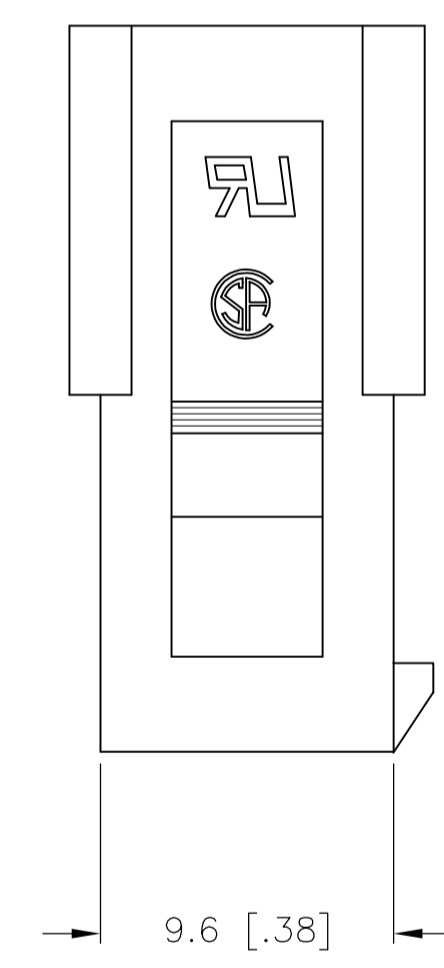
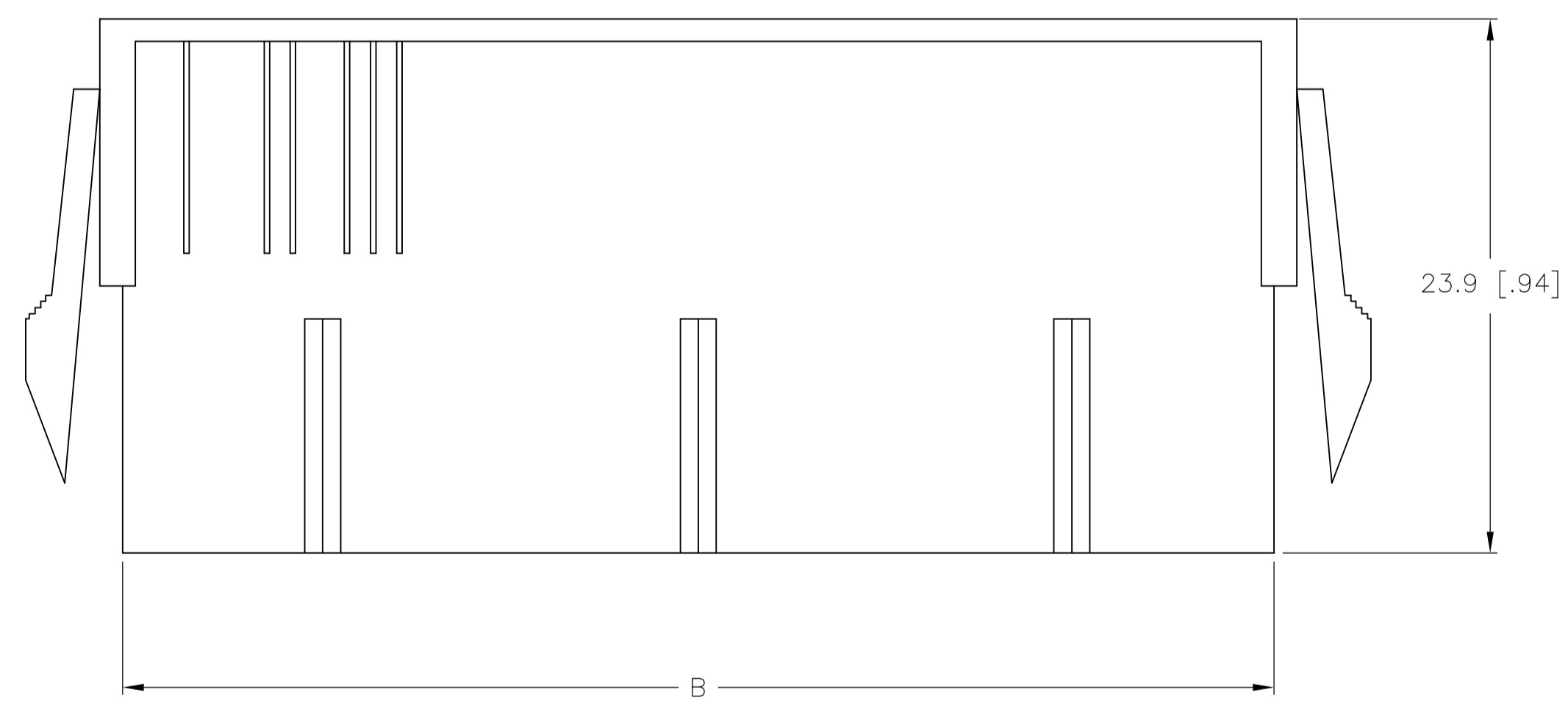
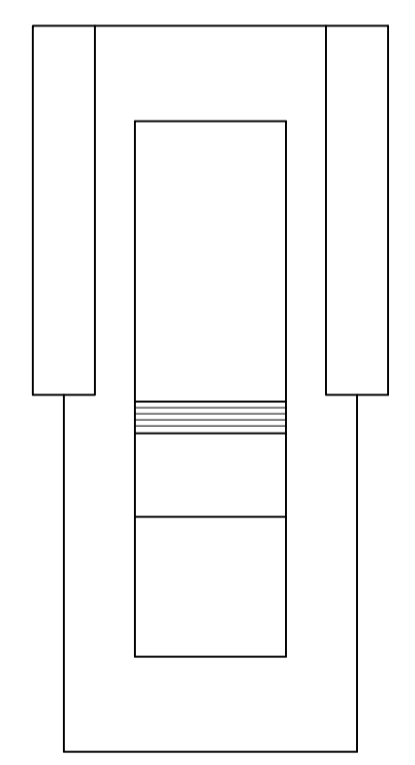
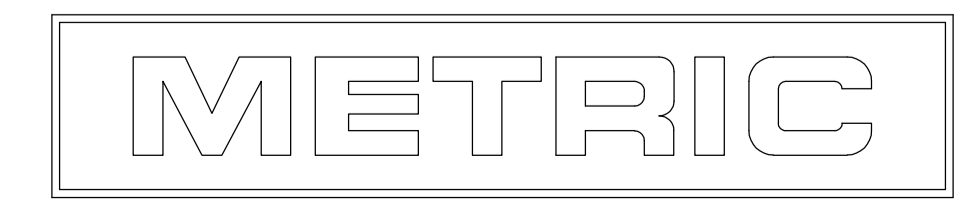


- 1. NYLON, UL94V-0, BLUE.
- 2. PANEL MUST BE PUNCHED SO THAT THE HOUSING ENTERS THE PANEL IN THE SAME DIRECTION AS THE PUNCH.



52.0	51.6	46.2	24	2-2029098-4
47.8	47.4	42.0	22	2-2029098-2
43.6	43.2	37.8	20	2-2029098-0
39.4	39.0	33.6	18	1-2029098-8
35.2	34.8	29.4	16	1-2029098-6
31.0	30.6	25.2	14	1-2029098-4
26.8	26.4	21.0	12	1-2029098-2
22.6	22.2	16.8	10	1-2029098-0
18.4	18.0	12.6	8	2029098-8
14.2	13.8	8.4	6	2029098-6
10.0	9.6	4.2	4	2029098-4
5.8	5.4	--	2	2029098-2
DIM C	DIM B	DIM A	POS	PART NUMBER



THIS DRAWING IS A CONTROLLED DOCUMENT.

DIMENSIONS: mm [INCHES]	TOLERANCES UNLESS OTHERWISE SPECIFIED: 0. PLC ± 1. PLC ± 0.4 [.02] 2. PLC ± 0.25 [.010] 3. PLC ± 0.150 [.0059] 4. PLC ± ANGLES ±	DIN K. WHITAKER CHK C. CASH APVD C. CASH PRODUCT SPEC	10APR2008 05FEB2008 05FEB2008	Tyco Electronics Corporation Harrisburg, PA 17105-3608
MATERIAL	FINISH	APPLICATION SPEC	WEIGHT	RESTRICTED TO
			A1 00779 C=2029098	—
CUSTOMER DRAWING		SCALE 4:1	SHEET 1 of 1	REV A